AO TRAUMA
Europe and Southern Africa

AO Trauma Course— **Shoulder and Elbow**

Course with anatomical specimen dissection

June 8–10, 2022

Szeged, Hungary

PROGRAM

Mission

The AO's mission is promoting excellence in patient care and outcomes in trauma and musculoskeletal disorders.

The AO principles of fracture management

1

Fracture reduction and fixation to restore anatomical relationships.

2

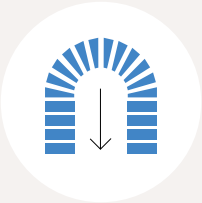

Fracture fixation providing absolute or relative stability, as required by the "personality" of the fracture, the patient, and the injury.

3

Preservation of the blood supply to soft tissues and bone by gentle reduction techniques and careful handling.

4

Early and safe mobilization and rehabilitation of the injured part and the patient as a whole.

Content

4 Welcome

5 Course description
Goal of the course
Target participants
Learning objectives

6 Chairpersons and faculty

7 Wednesday, June 8, 2022

8 Thursday, June 9, 2022

10 Friday, June 10, 2022

11 Event information
Venue

12 General information

14 Principles of AO educational events

15 Course finder

Welcome
Dear AO Trauma course participant,

We are honored to welcome you to the AO Trauma Course—Shoulder and Elbow with Anatomical Specimens. We hope you will enjoy your course and the entire experience.

What is AO Trauma? We are a "clinical division"—a community for trauma and orthopedics within the AO Foundation. As a clinical division we aim to integrate and align applied and clinical research, education, and community development functions into one direction—AO Trauma for the benefit of our members, stakeholders, and patients.

How can AO Trauma benefit you? By working as a single team, we focus and leverage our resources, expertise, and skills to create and deliver new and greater value to our members.

Why join AO Trauma? Joining AO Trauma means you are part of the trauma and orthopedic community within the AO. AO Trauma will help you develop lifelong friendships and relationships. We will help you access our "knowledge network" and take part in new opportunities that advance trauma care.

Yours sincerely,

Mark Reilly
Chairperson AO Trauma
Education Commission

Mike Baumgaertner
Chairperson AO Trauma
International Board

Your experiences with us, over the next few days, will result in the realization of new and meaningful knowledge, skills, and understanding that we hope will translate into improved patient care.

Course description

The AO Trauma Course—Shoulder and Elbow with Anatomical Specimens addresses the latest techniques and best practices in operative fracture management to deal with complex orthopedic trauma problems. The course includes many case presentations and open group discussions moderated by experts in the field. Best evidence is presented through summary lectures and practical exercises.

Goal of the course

The goal of this course is to increase knowledge and skills for managing difficult and complex cases. State-of-the-art techniques and approaches, best practices for treatment, and the management of complications will all be addressed at a high level.

Target participants

Participants must be fully trained orthopedic and/or trauma surgeons with subspecialty interest in the treatment of shoulder and elbow fractures. They must have already completed the AO Trauma Courses—Basic Principles of Fracture Management and Advanced Principles of Fracture Management.

Learning objectives

At the end of this course, participants will be able to:

- Explain the latest developments in the treatment of clavicular, scapular, proximal humeral, humeral shaft, distal humeral, and elbow injuries
- Select and perform fracture-specific approaches in the areas described above
- Analyze complicated clinical cases of these fractures and choose the optimal treatment strategy
- Integrate practical tips and tricks for fracture reduction and fixation techniques
- Identify the causes of failure and describe how to develop an appropriate salvage strategy

Chairpersons

Endre Csonka
University of Szeged,
Hungary

Ivan Dobric
University Hospital Center
Zagreb, Croatia

Overall chairperson

Endre Varga
University of Szeged,
Szeged, Hungary

Regional faculty

Inese	**Breide**	Hospital of Traumatology and Orthopeadics	Riga	Latvia
Andrej	**Cretnik**	University Clinical Centre Maribor	Maribor	Slovenia
Martin	**Kloub**	Hospital Ceske Budejovice	České Budějovice	Czech Republic
Alexandre	**Sitnik**	Belarus Republic Scientific and Practical Center for Traumatology	Minsk	Belarus

National faculty

Ferenc	**Urban**	University of Debrecen	Debrecen	Hungary
Gábor	**Ungvári**	B-A-Z County & Teaching Hospital Miskolc	Miskolc	Hungary

Wednesday

June 8, 2022

	Meeting point in the lab: Állomás u. 1, Szeged	
08:00–08:30	Registration of participants	
08:30–08:45	Start of the course–prearrangement	E Csonka
08:45–09:15	Surgical approaches in traumatology and orthopedics	I Dobric
09:15–09:25	Introduction to the cadaver lab	E Csonka
09:25–10:25	**Practical exercise 1** **Anterior approach to shoulder** **Exploration of Brachial plexus**	G Ungvári
10:25–11:10	**Practical exercise 2** **Antero-lateral approach to humerus**	M Kloub
11:10–11:30	Coffee break	
11:30–12:10	**Practical exercise 3** **Anterior approach to cubital fossa**	A Cretnik
12:10–12:55	**Practical exercise 4** **Henry approach to proximal radius**	I Breide
12:55–14:00	Lunch break	
14:00–14:45	**Practical exercise 5** **Posterior approach to shoulder**	A Sitnik
14:45–15:30	**Practical exercise 6** **Posterior approach to humerus**	F Urban
15:30–16:15	**Practical exercise 7** **Posterior approach to elbow with olecranon osteotomy**	I Dobric
16:15–17:00	**Practical exercise 8** **Elbow External Fixation**	E Csonka
17:00–17:15	Surgical anatomy of upper limb	E Csonka
17:15–17:30	Discussion	I Breide
17:30–17:45	Closing remarks of day 1	E Csonka

Thursday

June 9, 2022

Module 1
Moderator: I Breide
Scapula & Clavicula

08:30–09:25	**Small group discussions 1** **Shoulder girdle—Scapula & Clavicula** Group 1 Group 2 Group 3	 I Dobric, A Sitnik, I Breide, E Csonka, A Cretnik, F Urban M Kloub, G Ungvári
09:25–09:30	Location change to lecture room	
09:30–09:45	Clavicle fractures—plating vs. nailing vs. nonoperative treatment	M Kloub
09:45–10:00	Current concepts in AC joint treatment	F Urban
10:00–10:15	Floating shoulder	I Dobric
10:15–10:30	Scapular Fractures	I Breide
10:30–11:00	Coffee break	

Module 2
Moderator: I Dobric
Proximal humerus

11:00–11:55	**Small group discussions 2** **Proximal humerus** Group 1 Group 2 Group 3	 I Dobric, A Sitnik, I Breide, E Csonka, A Cretnik, F Urban M Kloub, G Ungvári
11:55–12:00	Location change to lecture room	
12:00–12:30	Proximal humerus fracture–Plating vs nailing Discussion & Conclusion	E Csonka
12:30–13:00	Proximal humerus fractures in elderly	G Ungvári
13:00–14:00	Lunch break	

Module 3
Moderator: A Cretnik
Humeral shaft

14:00–14:30	**Pro & cons** Humeral shaft fracture MIPO vs. IM Nailing Discussion & Conclusion	M Kloub, A Sitnik
14:30–14.35	Location change to group discussions	
14:35–15:30	**Small group discussions 3** **Humerus shaft** Group 1 Group 2 Group 3	 I Dobric, A Sitnik, I Breide, E Csonka, A Cretnik, F Urban M Kloub, G Ungvári
15:30–16.00	Coffee break	

Module 4
Moderator: G Ungvári
Elbow

16:00–16:55	**Small group discussions 4** **Elbow** Group 1 Group 2 Group 3	 I Dobric, A Sitnik, I Breide, E Csonka, A Cretnik, F Urban M Kloub, G Ungvári
16:55–17:00	Location change to lecture room	
17:00–17:15	Supracondylar fractures	A Cretnik
17:15–17:30	Intraarticular distal humerus fracture	I Dobric
17:30–17:45	Trans-olecranon fracture dislocation	A Sitnik
17:45–18:00	Terrible triad and acute elbow instability	M Kloub
18:00–18:15	Treatment of distal biceps tendon ruptures	A Sitnik
18:15–18:30	Questions & Discussion	G Ungvári
18:30	End of the Day	

Friday

June 10, 2022

Module 5
Moderator: M Kloub
Lower arm

09:00–10:00	**Small group discussions 5** **Lower arm** Group 1 Group 2 Group 3	 I Dobric, A Sitnik, I Breide, E Csonka, A Cretnik, F Urban M Kloub, G Ungvári
10:00–10:30	Coffee break	
10:30–10:50	Monteggia and Galleazzi fracture treatment	I Breide
10:50–11:10	Forearm Compartment Syndrome Management	G Ungvári
11:10–11:30	Rehabilitation of Shoulder and Elbow injuries	F Urban
11:30–11:50	Polytrauma patient Management of upper extremity–an up to date	A Cretnik
11:50–12:10	Look into the future Management of upper extremity osteoporotic fractures	E Csonka
12:10–12:30	Questions & Discussion	M Kloub
12:30–13:00	Closing remarks	I Dobric, E Csonka

Event information

Organization
AO Trauma Europe and Southern Africa
Anja Sutter
Clavadelerstrasse 8
7270 Davos Platz,
Switzerland
Phone +41 81 414 27 25
E-mail anja.sutter@aofoundation.org

Participants' contact:
E-mail aoges.emea@aofoundation.org

Registration fee
AO Trauma Course—Shoulder and Elbow with Anatomical Specimens: EUR 950.00
Included in the course fee are conference bag with documentation, coffee breaks, lunches, course reception, and course certificate.

Language
English

European CME accreditation
For this event the UEMS-EACCME® in Brussels have granted 16 European CME credits (ECMEC).

AO funding sources
Unrestricted educational grants from different sources are collected and pooled together centrally by the AO.
All events are planned and scheduled by local and regional AO surgeon groups based on local needs assessments.
We rely on industrial/commercial partners for in-kind support to run simulations/skills training if educationally needed.

Event organization compliance
In certain countries where AO has no office but offers educational events, the AO cooperates with third party companies to conduct local organization and logistics, as well as to communicate with participants in the local language. In these cases, the AO has put rules and guidelines in place to ensure that this cooperation has no impact on the curricula, scientific program, or faculty selection.

Disclosures and conflicts of interest
Disclosure information and potential conflicts of interest (COI) can be viewed at the event webpage.

Venue

For presentations and small group discussions:
Szegedi Tudományegyetem
József Attila Tanulmányi és Információs Központ
6722 Szeged, Ady tér 10., Hungary
https://u-szeged.hu/tik/elerhetosegek/elerhetosegek

For the Pathology:
SZTE ÁOK Szent-Györgyi Albert Klinikai Központ - Pathologiai Intézet.
6725 Szeged, Állomás u. 1., Hungary
http://www.klinikaikozpont.u-szeged.hu/pathologia/index.php/en/

Accommodation for participants
Art Hotel Szeged
H-6720 Szeged, Somogyi u. 16.
+36 62 592 888
recepcio@arthotelszeged.hu

General information

Evaluation guidelines
All AO Trauma events apply the same evaluation process, which includes pre- and post-event online evaluation and on-site written questionnaires. These evaluation tools help ensure that AO Trauma continues to meet your training needs.

Intellectual property
Event materials, presentations, and case studies are the intellectual property of the event faculty. All rights are reserved. For more information, please see: www.aofoundation.org/legal.

Recording, photographing, or copying lectures, practical exercises, case discussions, or any event materials is strictly forbidden. Participants violating intellectual property will be dismissed.



The AO Foundation reserves the right to film, photograph, and audio record during its events. Participants must understand that in this context they may appear in these recorded materials. The AO Foundation assumes participants agree that these recorded materials may be used for the AO's marketing and other purposes, and that they may be made available to the public.

Security
There will be a security check at the entrance of the building. Wearing of a name tag is compulsory during lectures, workshops, and group discussions.

No insurance
The event organization does not take out insurance to cover any individual against accidents, theft, or other risks.

Use of mobile phones
Use of mobile phones is not permitted in the lecture halls or in other rooms during educational activities. Please be considerate of others by turning off your mobile phone.

Dress code
Casual

Notes

Principles of AO educational events

1. Academic independence
Development of all curricula, design of scientific event programs, and selection of faculty are the sole responsibilities of volunteer AO network surgeons.
All education is planned based on needs assessment data, designed and evaluated using concepts and evidence from the most current medical education research, and reflects the expertise of the AO Education Institute (www.aofoundation.org).
Industry participation is not allowed during the entire curriculum development and planning process to ensure academic independence and to keep content free from bias.

2. Compliance to accreditation and industry codes
All planning, organization, and execution of educational activities follow existing codes for accreditation of high-quality education:

- Accreditation Criteria of the Accreditation Council for Continuing Medical Education, US (www.accme.org)
- ACCME Standards for Commercial Support: Standards to Ensure Independence in CME Activities (www.accme.org)
- Criteria for Accreditation of Live Educational Events of the European Accreditation Council for Continuing Medical Education (www.uems.eu)

Events that receive direct or indirect unrestricted educational grants or in-kind support from industry also follow the ethical codes of the medical industry, such as:

- Eucomed Guidelines on Interactions with Healthcare Professionals (www.medtecheurope.org)
- AdvaMed Code of Ethics on Interactions with Health Care Professionals (www.advamed.org)
- Mecomed Guidelines on Interactions with Healthcare Professionals (www.mecomed.com)

3. Branding and advertising
No industry logos or advertising (apart from the AO Foundation and its clinical divisions) are permitted in the area where educational activities take place.

Sponsors providing financial or in-kind support are allowed to have a promotional booth or run activities outside the educational area with approval from the event chairperson.

4. Use of technologies and products in practical sessions
In case practical sessions are chosen as an educational method to educate skills, the technologies and products used have been approved or reviewed by the AO Technical Commission—a large independent group of volunteer surgeons developing and peer-reviewing new technology on behalf of the AO Foundation.
Any technology and/or products used in the practical sessions of this event have been found suitable to serve the defined educational purposes.
This does not imply any statement about its use and performance in actual clinical scenarios.
More information on the AO Technical Commission can be found on the AO's website: www.aofoundation.org/tc.

5. Personnel
Industry staff members are not permitted to interfere with the educational content or engage in educational activities during the event.

Find your next learning activity

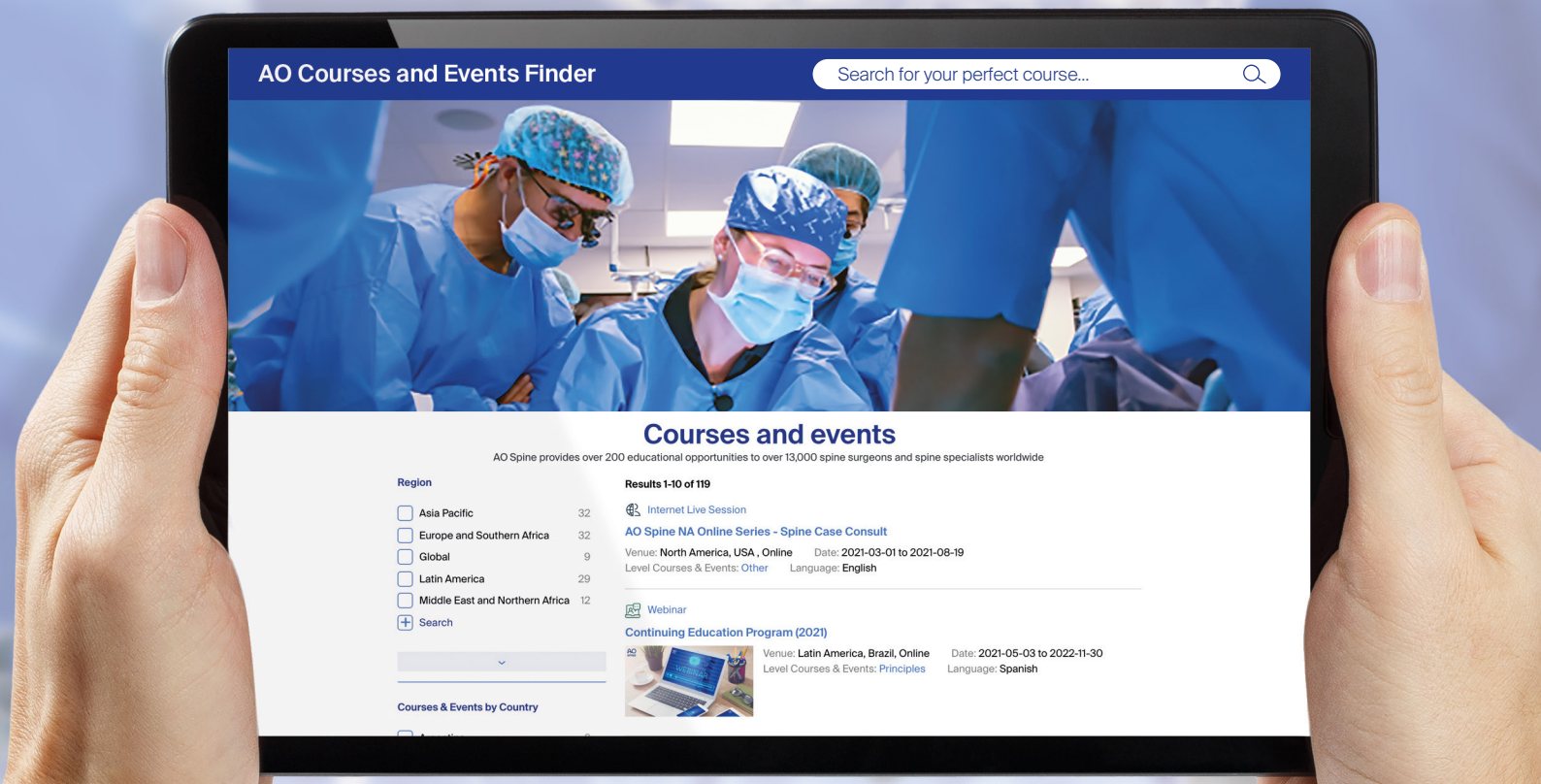

Enhance your career, improve your knowledge, skills and network with the world's leading education provider to health care professionals working in the fields of trauma and musculoskeletal disorders.

Choose from over 800 events each year including face-to-face hands-on surgical skills courses, seminars, and case discussion workshop groups as well as online courses, webinars, panel discussions and more. Courses can be filtered by specialty, country, topic and level.

Create your own learning schedule and find your next learning activity with the AO course and event finder.

AO Trauma **AO Spine** **AO CMF**

AO Recon **AO VET** **AO Sports**

More information at
www.aofoundation.org

Transforming Surgery– Changing Lives

www.aofoundation.org/our-courses-and-events/course-finder

© 2021 AO Foundation | AO Foundation, Clavadelerstrasse 8, CH-7270 Davos, Switzerland

Apply
for membership
www.aotrauma.org

Share your passion and join the **AO Trauma community**

AO Trauma is the **leading global orthopedic trauma network** with a unique culture of surgeon leadership, camaraderie, volunteerism, and mutual respect.

AO Trauma | Clavadelerstrasse 8 | 7270 Davos | Switzerland
Phone +41 81 414 21 11 | Fax +41 81 414 22 80 | info@aotrauma.org

www.aotrauma.org

AO TRAUMA